



ಬೃಹತ್ ಬೆಂಗಳೂರು ಮಹಾನಗರ ಪಾಲಿಕೆ
Bruhat Bengaluru Mahanagara Palike



BBMP COVID-19 WAR ROOM 13.11.2022



OVERVIEW OF COVID-19 IN BENGALURU



CASE TRENDS

ACTIVE CASES **1,639**

Confirmed Cases

34

18,75,580 #

Recovered Cases

19

18,56,951 #

Death Cases

0

16,990 #



HOSPITALIZATION

2

ICU – V

-

ICU

-

HDU

-

General

2

INCLUDES GOVT. QUOTA AND PRIVATE WALK-IN HOSPITALIZATION



VACCINATION

586

2,04,84,273 #

First Dose

85

96,78,489 #

Second Dose

101

94,81,427 #

Precaution Dose

400

13,24,357 #



TRIAGING

MTU

2

Tele Triage

28



ACTIVE CZs

0

MCZs (< 5 cases)

0

Clusters (> 5 cases)

0



TESTING

3,004

3,19,65,308 #

RAT

902

RTPCR

2,102

Positivity : 3.56%

*FOR LAST 7 DAYS

: indicates cumulative numbers till date



ABSTRACT OF COVID-19 SCENARIO IN BENGALURU


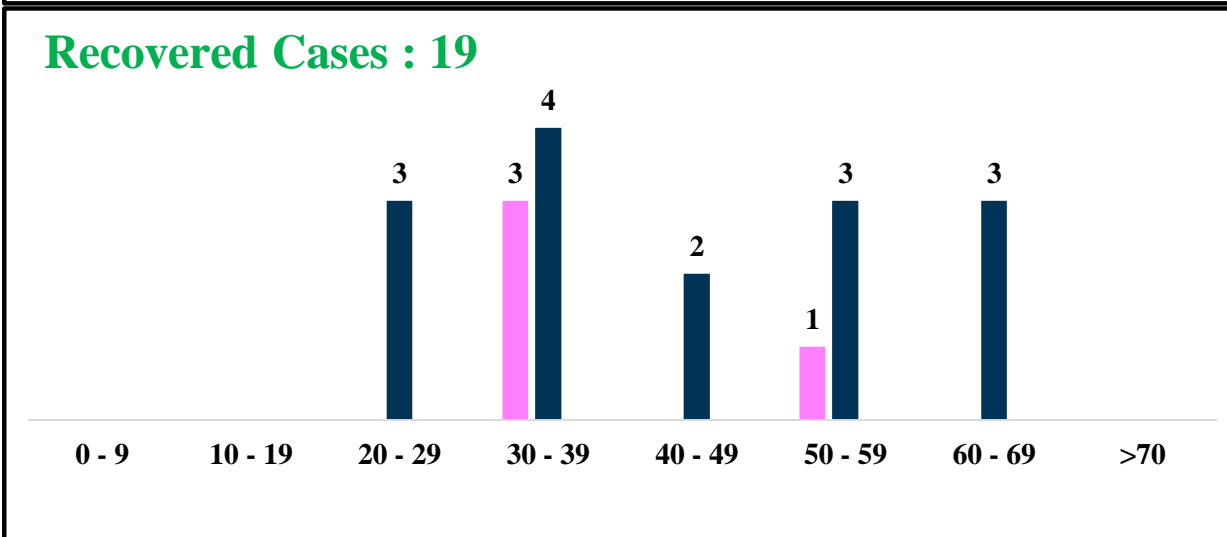
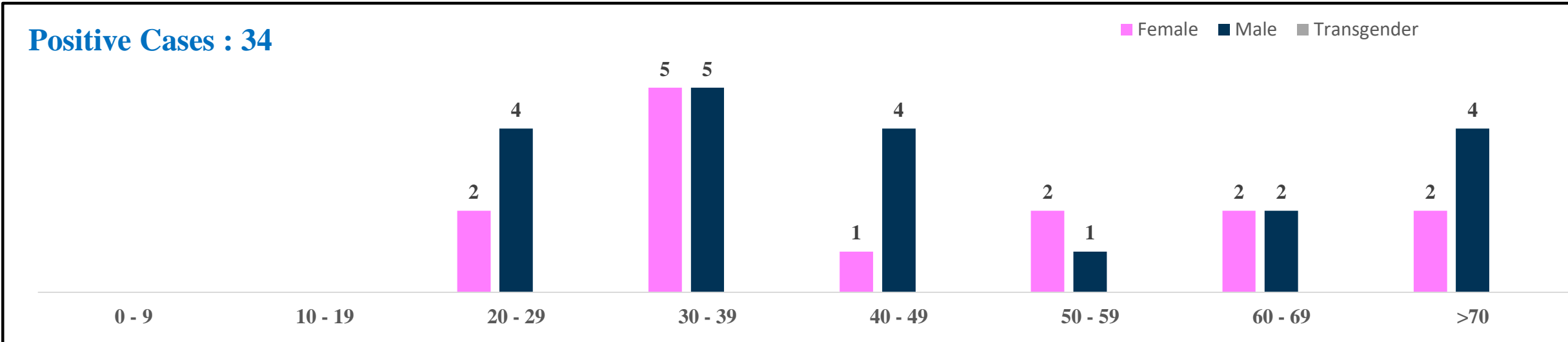


	MALE			FEMALE			TRANSGENDER			TOTAL		
	Last 24 Hours	Last 7 Days	Cumulative	Last 24 Hours	Last 7 Days	Cumulative	Last 24 Hours	Last 7 Days	Cumulative	Last 24 Hours	Last 7 Days	Cumulative
Positive Cases	20	281	11,05,277	14	261	7,69,411	0	0	196	34	542	18,75,580
Recovered Cases	15	285	10,93,358	4	237	7,63,499	0	0	187	19	522	18,56,951
Death Cases	0	0	10,760	0	0	6,226	0	0	4	0	0	16,990
Total Tests Done	In Last 24 hrs. : 3,004			In last 7 days : 14,688			Cumulative : 3,19,65,308					
Vaccine Doses Administered	In Last 24 hrs. : 586			In last 7 days : 4,583			Cumulative : 2,04,84,273					
ACTIVE CASES							1,639					

*Covid deaths occurred today : 00 | Covid deaths occurred beyond last 24hrs., reported today : 00

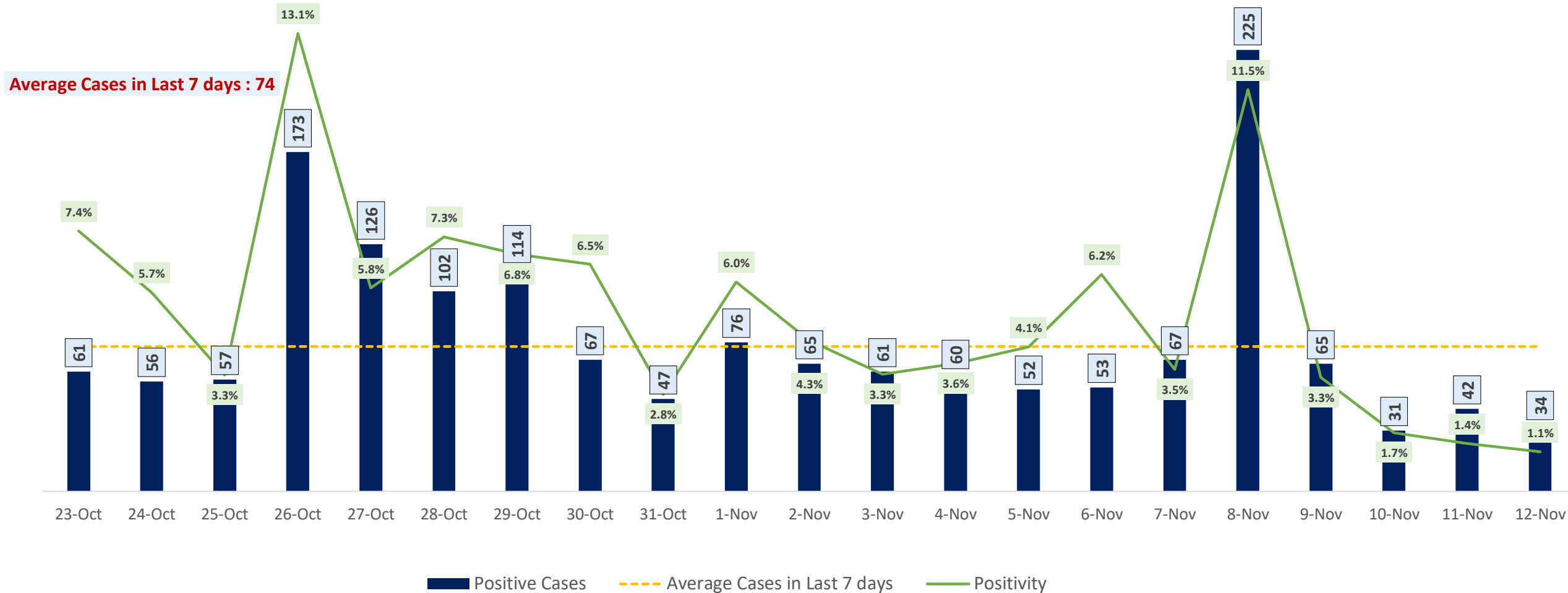


LAST 24 HOURS AGE GROUP AND GENDER WISE DISTRIBUTION





POSITIVITY RATE OF BENGALURU – LAST 21 DAYS

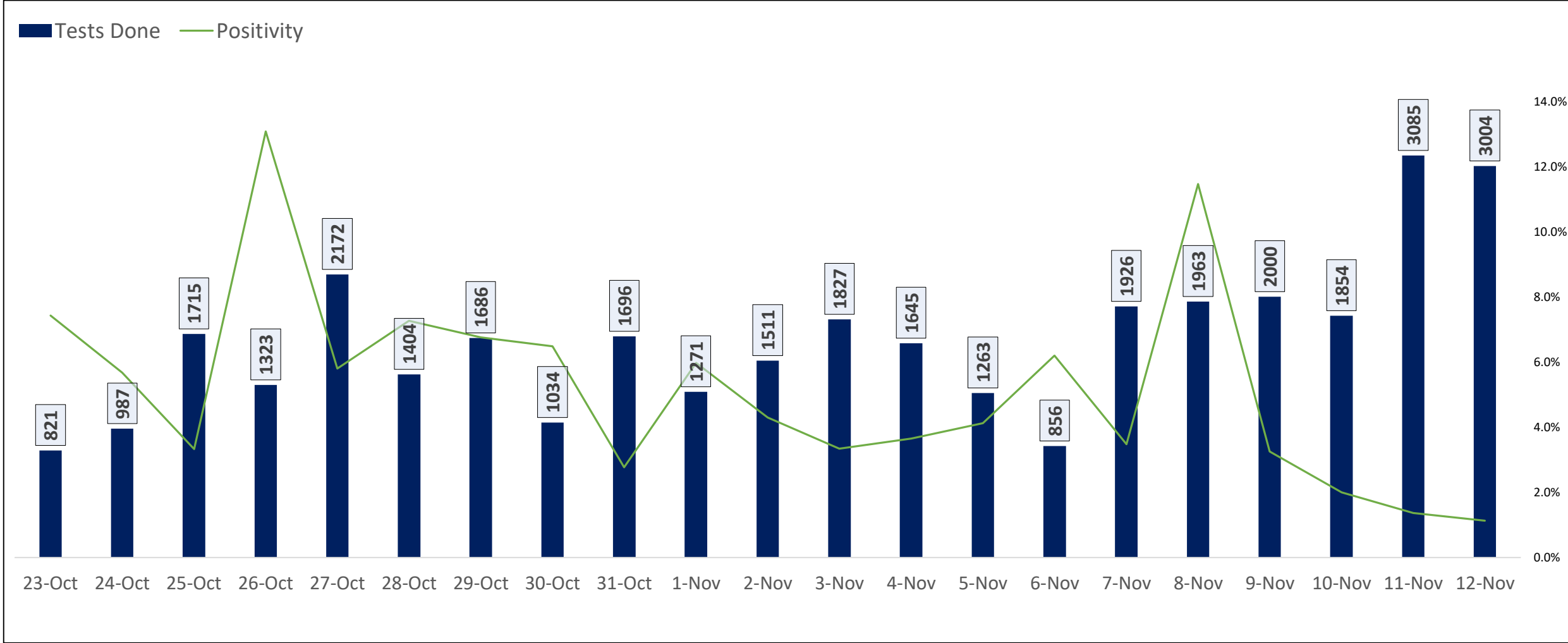




TESTING TRENDS IN BENGALURU

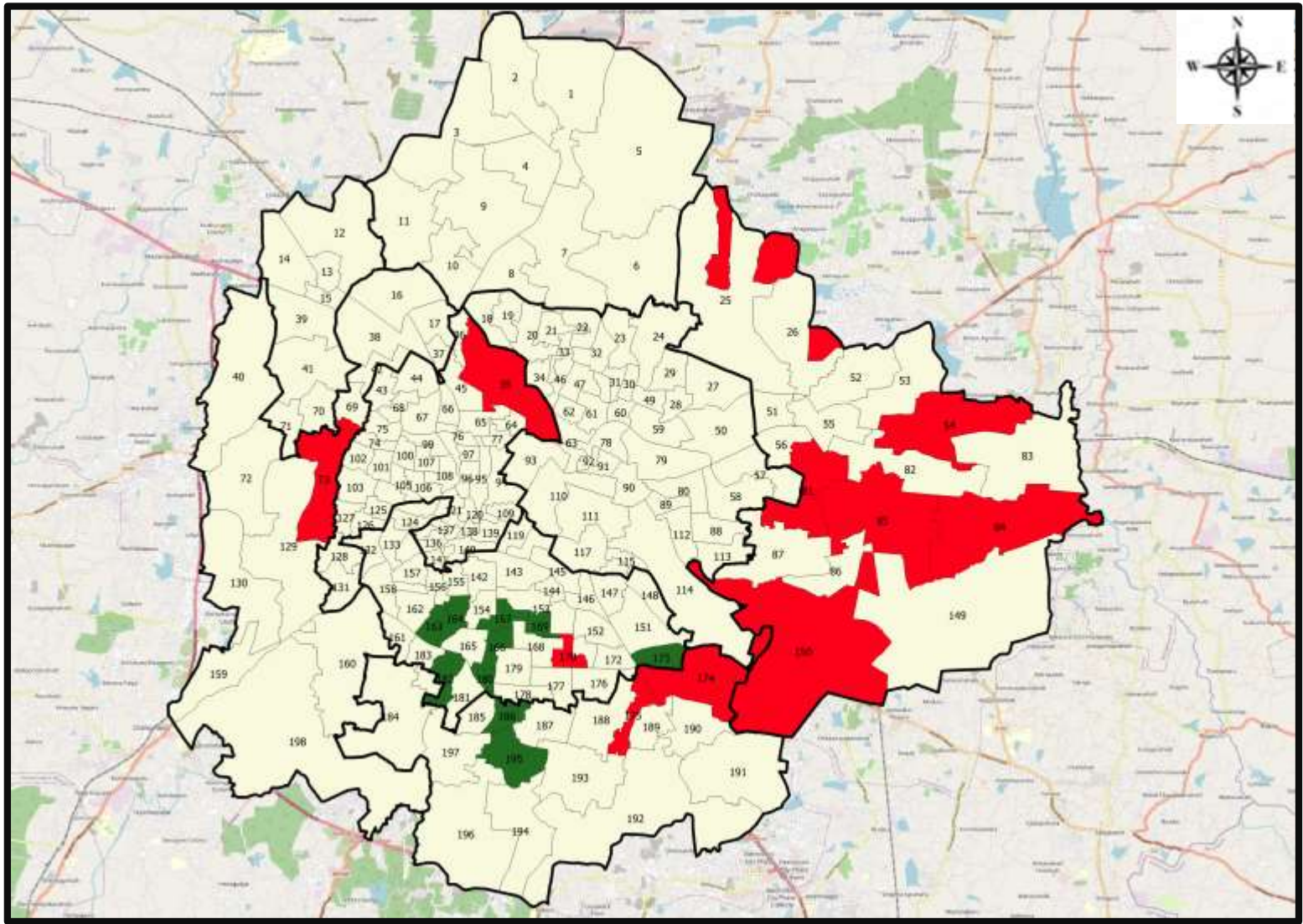


Total Test Conducted Till Date	Test Conducted Last 24 hours	Last 7 Days Average
3,19,65,308	3,004	2,098





BENGALURU URBAN MAP SHOWING TREND OF POSITIVE CASES IN LAST 7 DAYS



Top 10 wards reporting highest number of positive cases in last 10 days

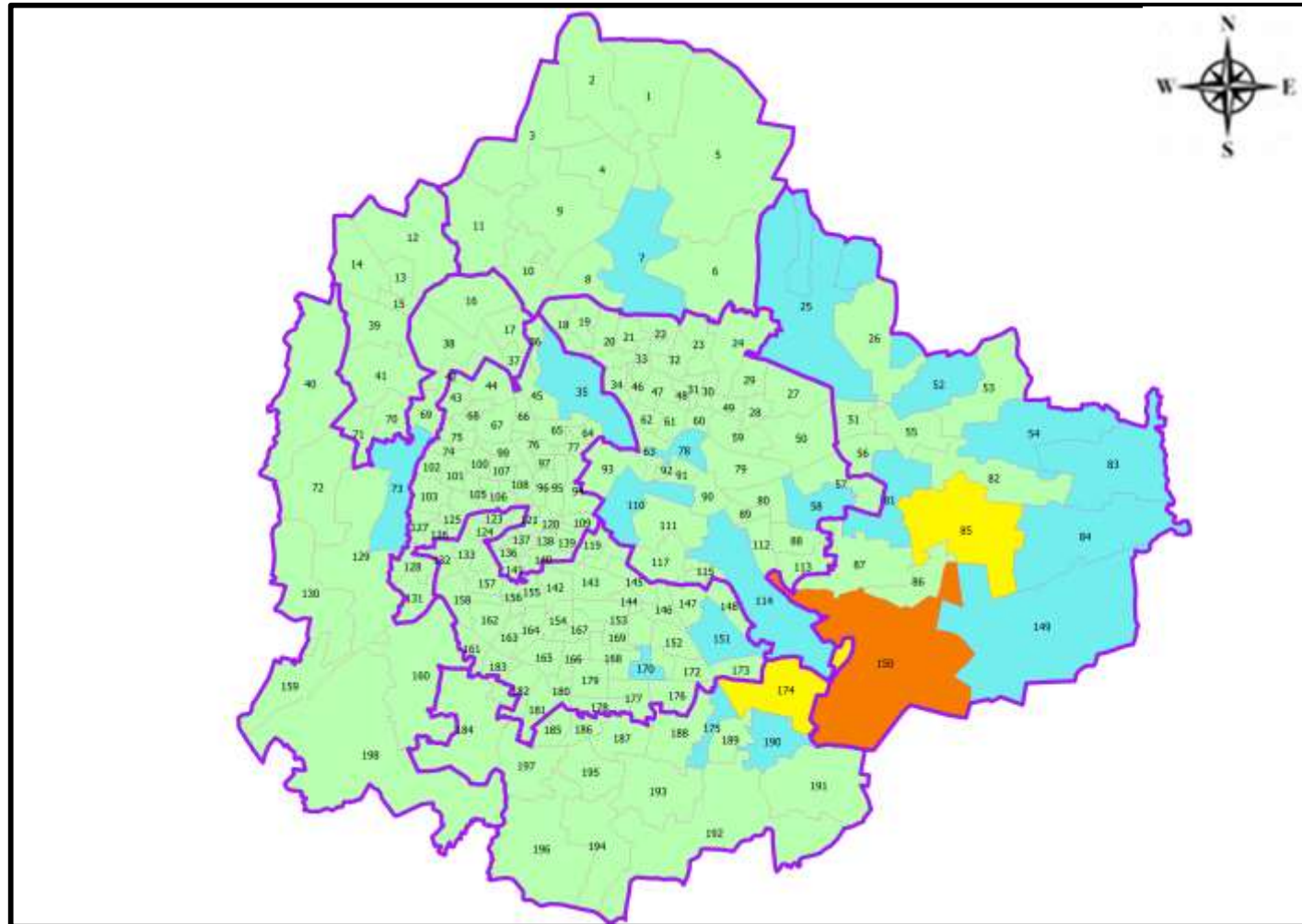
Ward No.	Ward Name	Daily Cases Average
150	Bellanduru	4
85	Dodda Nekkundi	2
174	HSR Layout	2
170	Jayanagar East	1
175	Bommanahalli	1
54	Hudi	1
73	Kottegepalya	1
81	Vijnana Nagar	1
35	Aramane Nagar	1
84	Hagadur	1







Top 10 wards reporting least number of positive cases in last 7 days

Ward No.	Ward Name	Daily Cases Average
195	Konanakunte	0
186	Jaraganahalli	0
182	Padmanabha Nagar	0
180	Banashankari Temple Ward	0
173	Jakkasandra	0
169	Byrasandra	0
167	Yediyur	0
166	Karisandra	0
164	Vidyapeeta Ward	0
163	Katriguppe	0



BENGALURU MAP SHOWING INTENSITY OF POSITIVE CASES IN LAST 7 DAYS



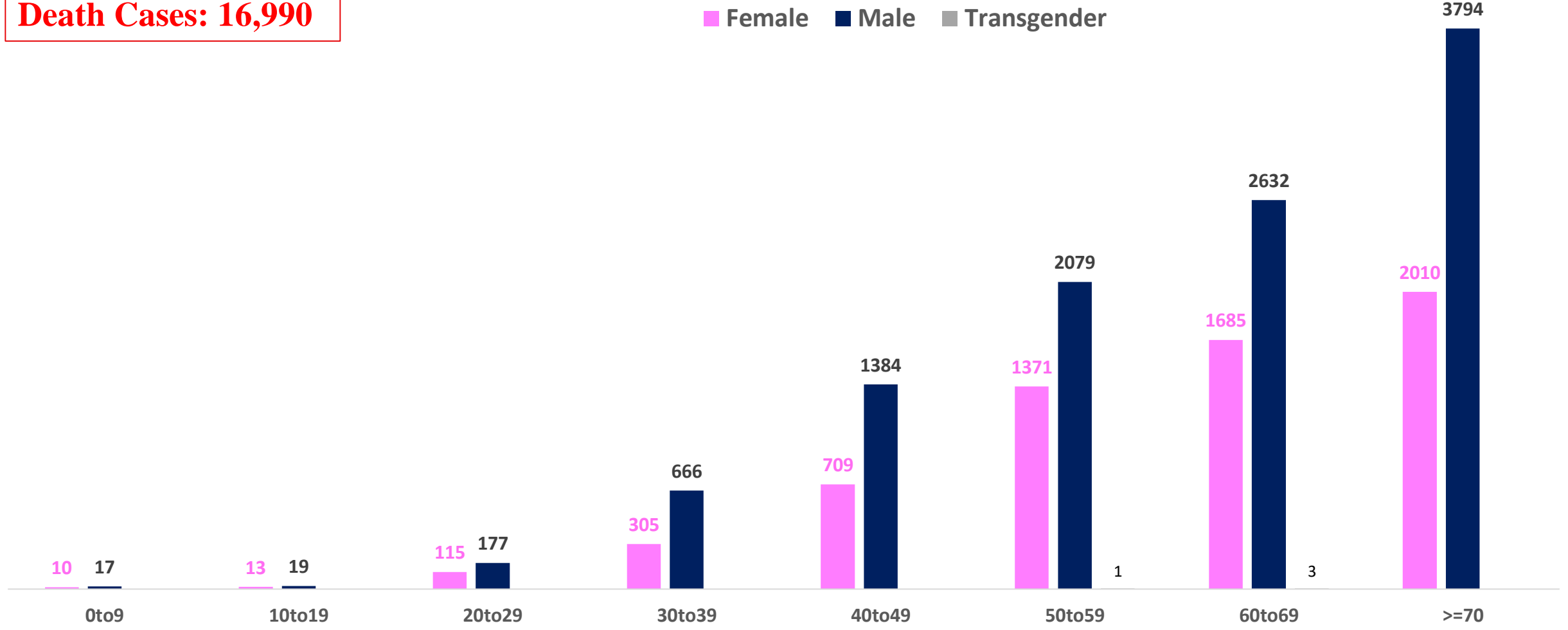
-  Level 1 : 0 to 3 Cases
-  Level 2 : 3 to 10 Cases
-  Level 3 : 10 to 20 Cases
-  Level 4 : 20 to 50 Cases
-  Level 5 : More than 50 Cases
-  Zone Boundaries



AGE AND GENDER WISE DISTRIBUTION OF DEATH CASES



Death Cases: 16,990





COVID-19 SCENARIO IN BENGALURU AND OTHER METROPOLITAN CITIES



CITY NAME	Positive Cases	Active Cases	Recovered	Deceased	Vaccine Doses Administered
New Delhi	20,06,710	182	19,80,014	26,514	3,73,17,328
Bengaluru*	18,75,580	1,639	18,56,951	16,990	2,37,78,980
Mumbai	11,53,685	331	11,33,612	19,742	2,21,34,555
Chennai	7,92,962	180	7,83,712	9,070	1,13,96,462

Source : <https://dashboard.cowin.gov.in/> at 5:00pm (13.11.2022)
Source : <https://www.covid19bharat.org/> at 5:00pm (13.11.2022)

*includes BBMP & Bengaluru Urban



SNAPSHOT OF COVID-19 CASES IN BENGALURU URBAN



**Total Wards With
< = 5 Cases* :
181**

**Tests Conducted
on 12.11.2022:
3,004**

**Recovery
Rate*:
99.01%**

**Total
Active Cases :
1,639**

**Total Vaccinated
on 12.11.2022:
586**

**Positivity
Rate* :
3.56%**

**Active
Rate*:
0.09%**

**Case
Fatality Rate* :
0.00%**





*Total positive cases In the past 7 days


*CFR and positivity is for Past 7 days



ಬೃಹತ್ ಬೆಂಗಳೂರು ಮಹಾನಗರ ಪಾಲಿಕೆ
Bruhat Bengaluru Mahanagara Palike



Download BBMP Bulletin	https://apps.bbmpgov.in/covid19/mediabulletin.php
To register for vaccination :	https://selfregistration.cowin.gov.in/
BBMP COVID19 Dashboard:	https://apps.bbmpgov.in/covid19/
Follow us on:	 www.facebook.com/bbmp.comm1/
	 twitter.com/BBMPCOMM
	  BBMPSplHealth



Issued by:

**Honorable Chief Commissioner, BBMP
Special Commissioner Health & IT, BBMP
MD, Bengaluru Smart City Limited**

THANK YOU !